



## MENDI

---

The striking Mendi has been referred to as the Chief's Chair. The wooden ribbed back and leather lashings are inspired by the structure of water urns used in Southern Africa. The armrest and leg are joined using traditional tying methods for binding stones onto wooden axe handles.

The ergonomic seat is molded latex and upholstered in A-grade leather and the throw is New Zealand sheepskin with a latex padded underlay. A unique artwork with a distinct heritage for your home.


Shown in HQ Royal Black leather and white sheepskin.



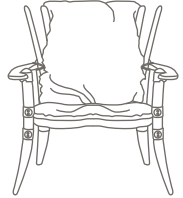
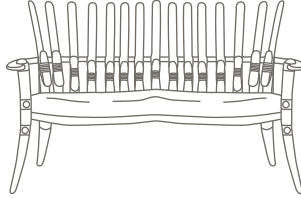
DEPTH  
770mm

WIDTH  
1450mm

WIDTH:  
850mm



HEIGHT:  
880mm



---

## DIMENSIONS

### ARM CHAIR

Width: 850mm 33in  
Depth: 770mm 30in  
Height: 880mm 35in

### 2 SEATER SOFA

Width: 1450mm 57in  
Depth: 770mm 30in  
Height: 880mm 35in

### 3 SEATER SOFA

Width: 2050mm 81in  
Depth: 770mm 30in  
Height: 880mm 35in

---

## FEATURES AND BENEFITS

- Premium A-grade leather in a range of colours
- Overlay of New Zealand sheepskin
- Polished arms carved from sustainable Palmwood®
- Reinforced steel frame for durability
- Wide-grip Pirelli webbing seat platform
- Palmwood finished with a natural wax, then oil treatment.
- Molded latex seat for sitting comfort.